



The Internet Association

Wireless Net Neutrality Survey

Tuesday, September 30, 2014



The Internet Association

The following survey was fielded on September 8, 2014 and commissioned by the Internet Association and [SurveyMonkey](#). Results were collected from a representative sample of 550 Americans using [SurveyMonkey Audience](#).

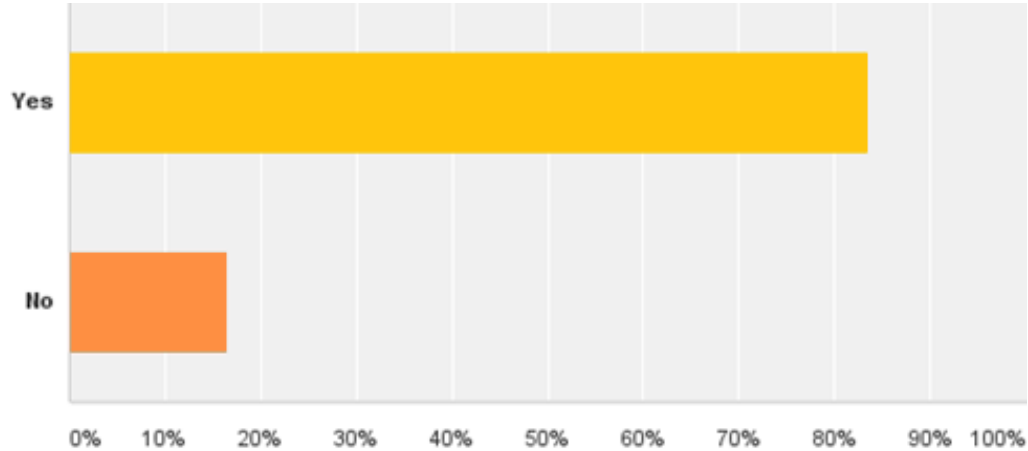
550 Total Responses

Date Created: Monday, September 08, 2014

Complete Responses: 444

Q1: In the past 30 days, have you used a mobile device (smartphone, tablet, etc.) to access the Internet or use apps?

Answered: 550 Skipped: 0



Q1: In the past 30 days, have you used a mobile device (smartphone, tablet, etc.) to access the Internet or use apps?



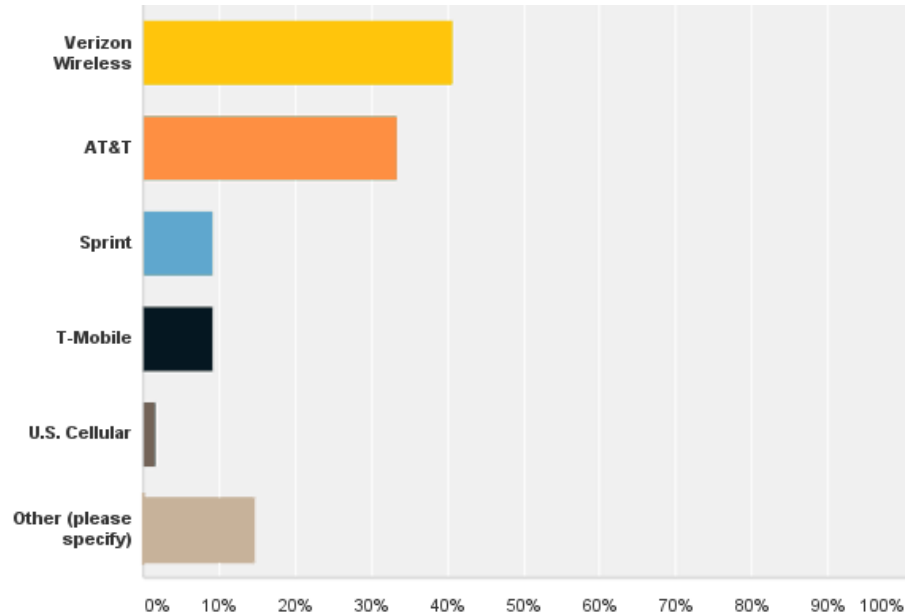
The Internet Association

Answered: 550 Skipped: 0

Answer Choices	Responses	
Yes	83.45%	459
No	16.55%	91
Total		550

Q2: Which of the following wireless Internet providers do you subscribe to? If you have more than one wireless Internet provider, please check all that apply.

Answered: 447 Skipped: 103



Q2: Which of the following wireless Internet providers do you subscribe to? If you have more than one wireless Internet provider, please check all that apply.



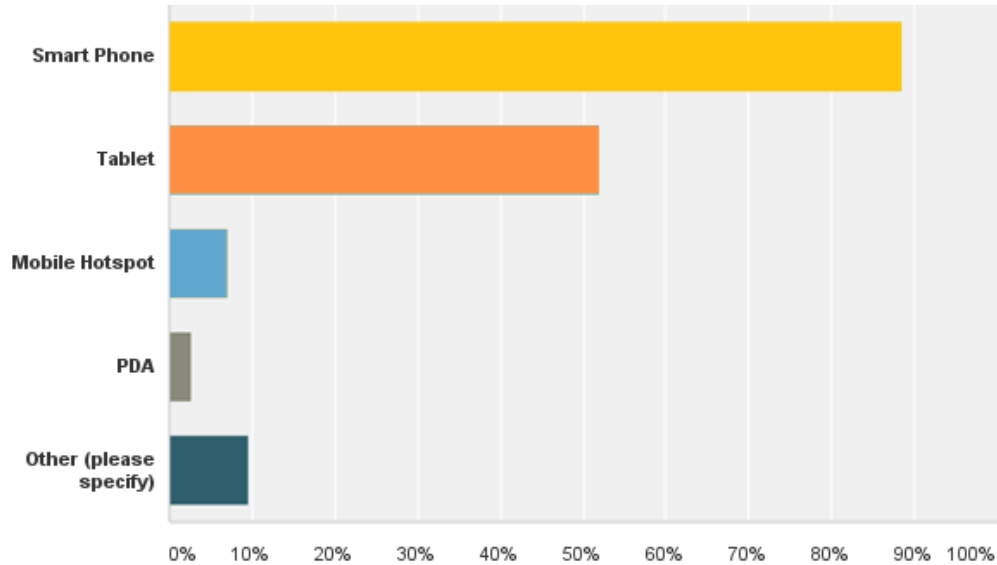
The Internet
Association

Answered: 447 Skipped: 103

Answer Choices	Responses	
Verizon Wireless	40.72%	182
AT&T	33.33%	149
Sprint	9.17%	41
T-Mobile	9.17%	41
U.S. Cellular	1.57%	7
Other (please specify)	14.54%	65
Total Respondents: 447		

Q3: Which of the following wireless devices do you use to connect to the Internet? (Check all that apply)

Answered: 447 Skipped: 103



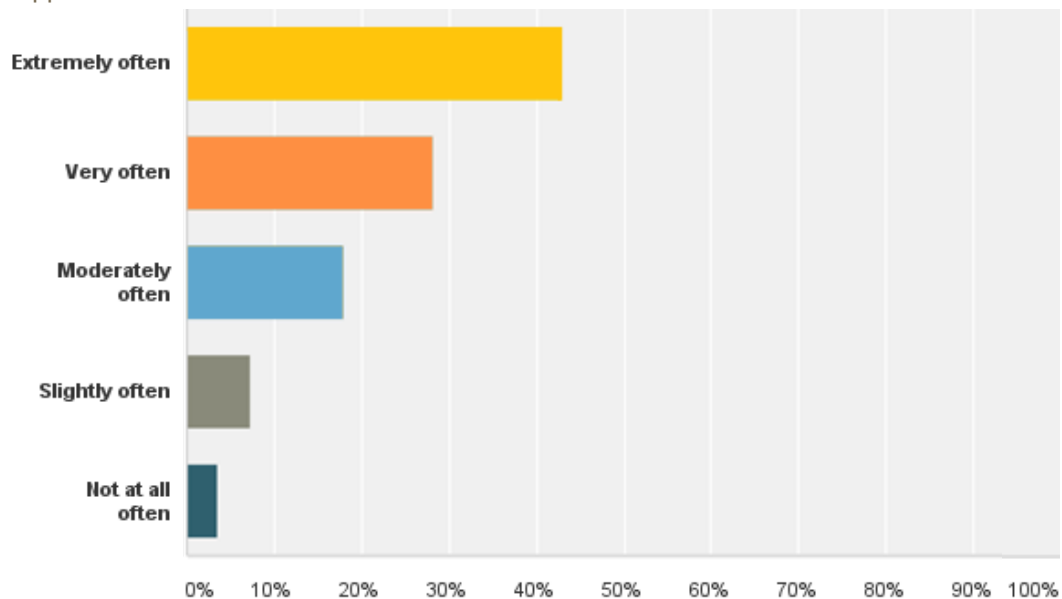
Q3: Which of the following wireless devices do you use to connect to the Internet? (Check all that apply)

Answered: 447 Skipped: 103

Answer Choices	Responses	
Smart Phone	88.59%	396
Tablet	51.90%	232
Mobile Hotspot	7.16%	32
PDA	2.68%	12
Other (please specify)	9.62%	43
Total Respondents: 447		

Q4: In general, how often do you access your wireless device's Internet browser?

Answered: 447 Skipped: 103





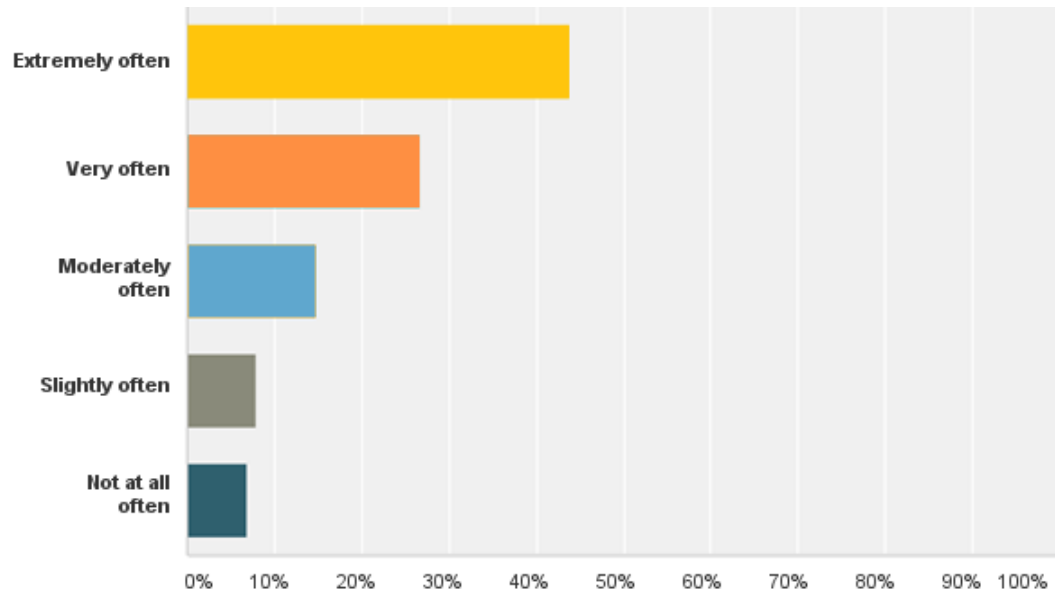
Q4: In general, how often do you access your wireless device's Internet browser?

Answered: 447 Skipped: 103

Answer Choices	Responses
Extremely often	42.95% 192
Very often	28.19% 126
Moderately often	17.90% 80
Slightly often	7.38% 33
Not at all often	3.58% 16
Total	447

Q5: In general, how often do you access apps on your wireless device?

Answered: 447 Skipped: 103





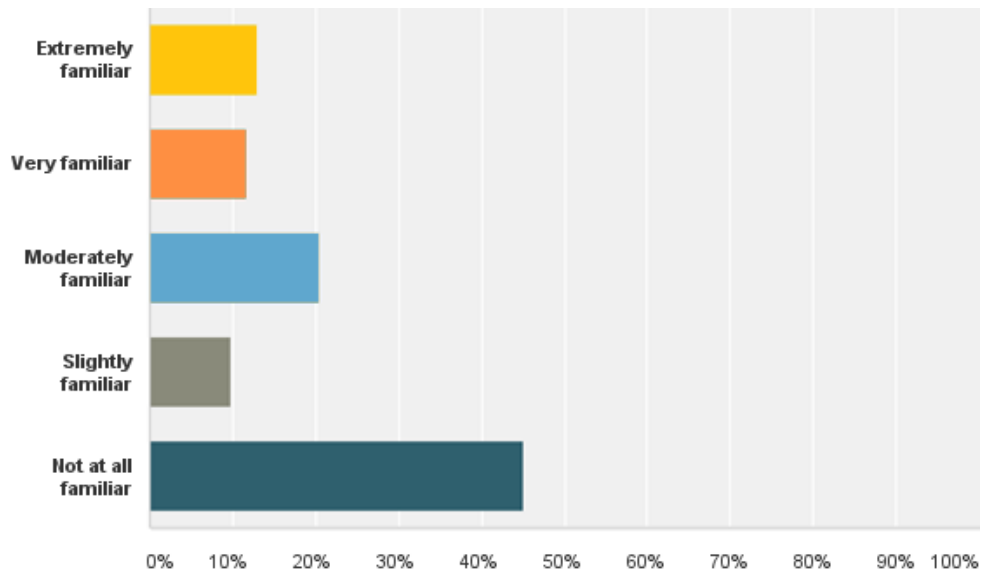
Q5: In general, how often do you access apps on your wireless device?

Answered: 447 Skipped: 103

Answer Choices	Responses	
Extremely often	43.85%	196
Very often	26.62%	119
Moderately often	14.77%	66
Slightly often	7.83%	35
Not at all often	6.94%	31
Total		447

Q6: How familiar are you with the concept of "net neutrality?"

Answered: 447 Skipped: 103





Q6: How familiar are you with the concept of "net neutrality?"

Answered: 447 Skipped: 103

Answer Choices	Responses	
Extremely familiar	12.98%	58
Very familiar	11.63%	52
Moderately familiar	20.36%	91
Slightly familiar	9.84%	44
Not at all familiar	45.19%	202
Total		447

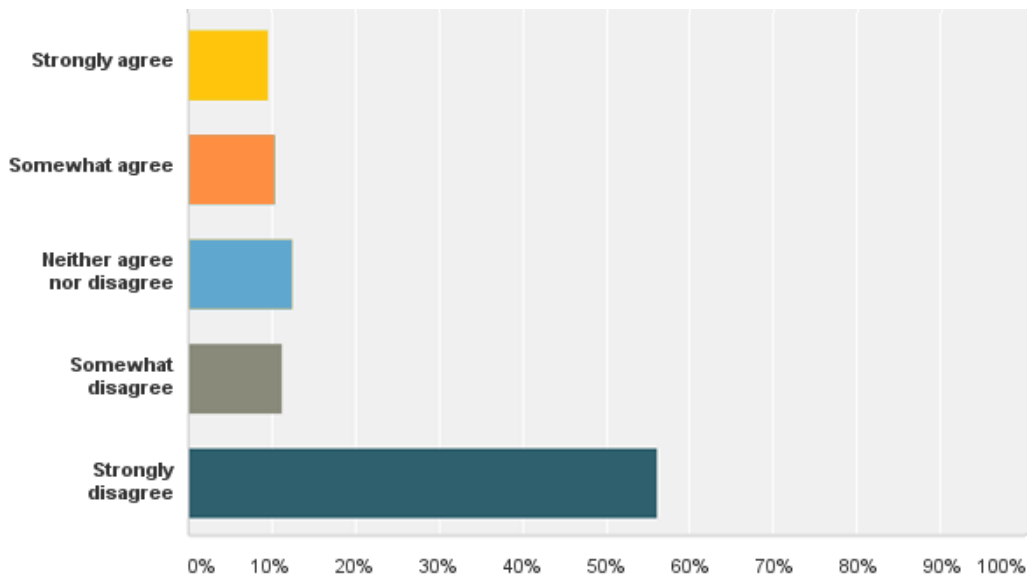
The next set of questions relates to the topic of net neutrality

For the purposes of this survey, net neutrality is defined in Wikipedia as the principle that Internet service providers and governments should treat all data on the Internet equally, not discriminating or charging differently by user, content, site, platform, application, type of attached equipment, and modes of communication.

Q7: Do you agree or disagree with the following statement: Your wireless Internet provider should have the ability to block access to websites or apps operating in compliance with the law.



Answered: 444 Skipped: 106



Q7: Do you agree or disagree with the following statement: Your wireless Internet provider should have the ability to block access to websites or apps operating in compliance with the law.

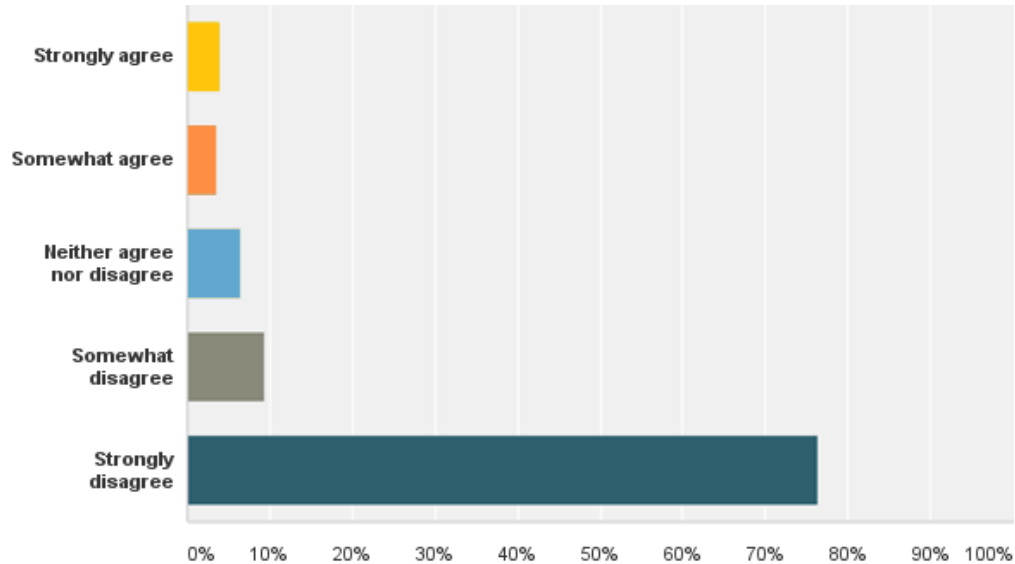


Answered: 444 Skipped: 106

Answer Choices	Responses	
Strongly agree	9.68%	43
Somewhat agree	10.36%	46
Neither agree nor disagree	12.61%	56
Somewhat disagree	11.26%	50
Strongly disagree	56.08%	249
Total		444

Q8: Do you agree or disagree with the following statement: Your wireless Internet provider should be able to provide faster access to certain websites or apps it prefers, while slowing down access to other sites or apps it does not prefer.

Answered: 444 Skipped: 106



Q8: Do you agree or disagree with the following statement: Your wireless Internet provider should be able to provide faster access to certain websites or apps it prefers, while slowing down access to other sites or apps it does not prefer.

Answered: 444 Skipped: 106

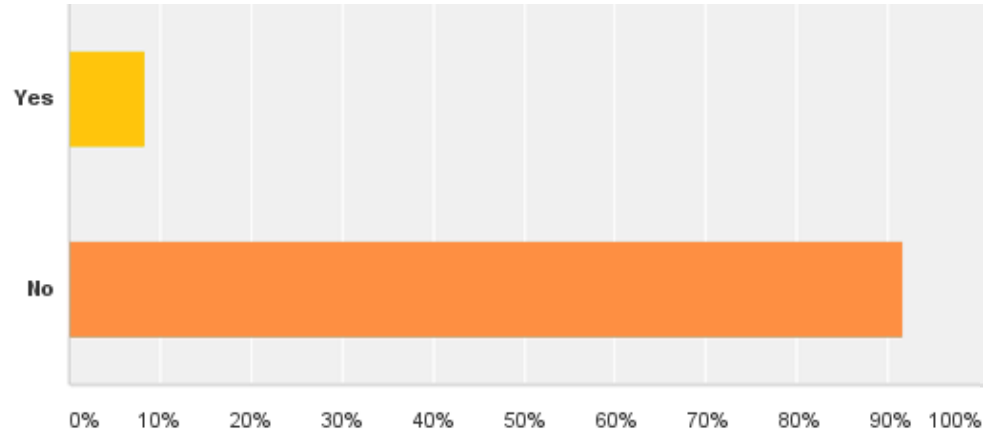


The Internet Association

Answer Choices	Responses	
Strongly agree	4.05%	18
Somewhat agree	3.60%	16
Neither agree nor disagree	6.53%	29
Somewhat disagree	9.46%	42
Strongly disagree	76.35%	339
Total		444

Q9: Have you ever filed a comment letter with the Federal Communications Commission (FCC) on the issue of "net neutrality?"

Answered: 444 Skipped: 106



Q9: Have you ever filed a comment letter with the Federal Communications Commission (FCC) on the issue of "net neutrality?"



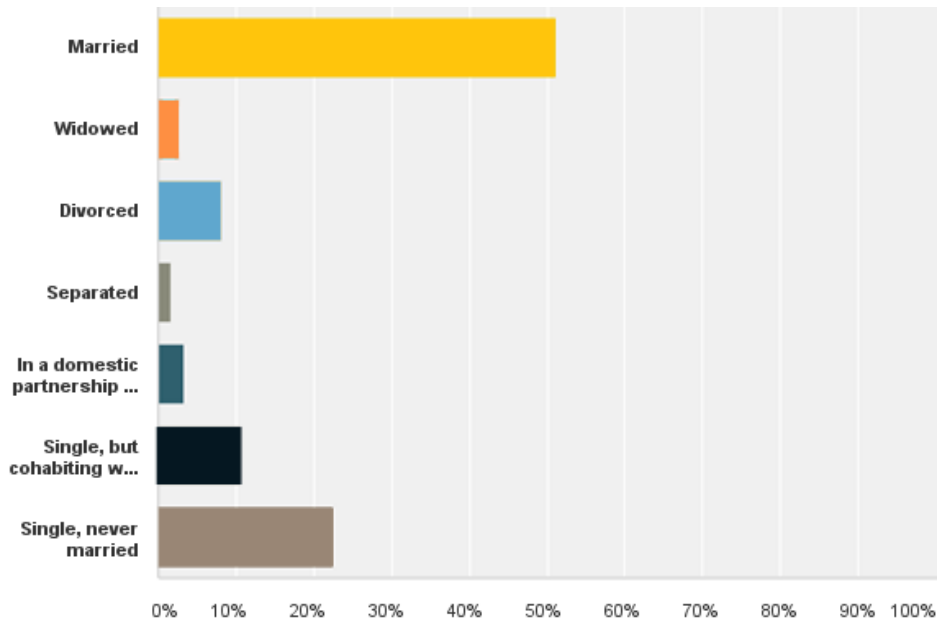
The Internet Association

Answered: 444 Skipped: 106

Answer Choices	Responses
Yes	8.33% 37
No	91.67% 407
Total	444

Q10: Which of the following best describes your current relationship status?

Answered: 444 Skipped: 106



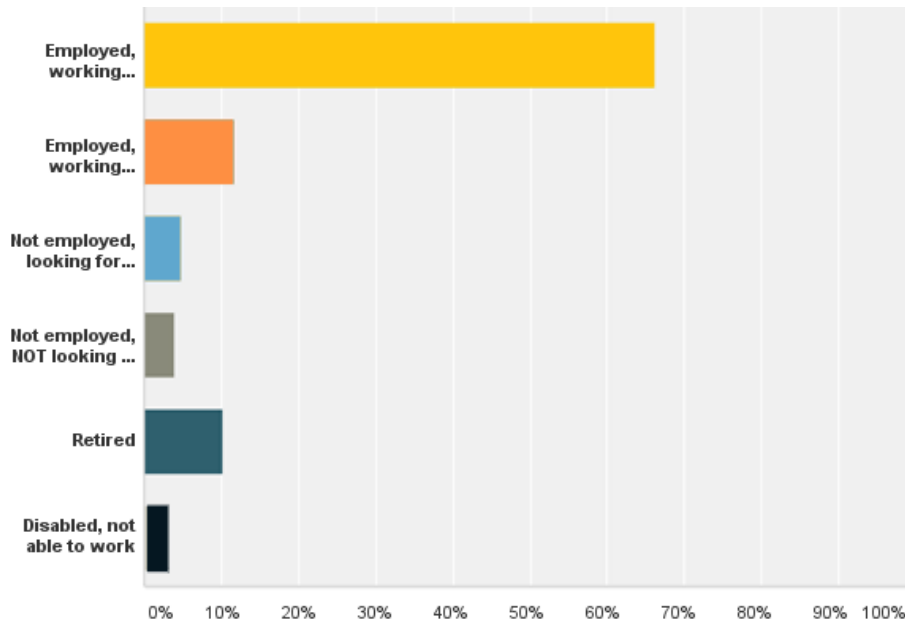
Q10: Which of the following best describes your current relationship status?

Answered: 444 Skipped: 106

Answer Choices	Responses	
Married	51.13%	227
Widowed	2.70%	12
Divorced	8.11%	36
Separated	1.58%	7
In a domestic partnership or civil union	3.38%	15
Single, but cohabiting with a significant other	10.59%	47
Single, never married	22.52%	100
Total		444

Q11: Which of the following categories best describes your employment status?

Answered: 444 Skipped: 106



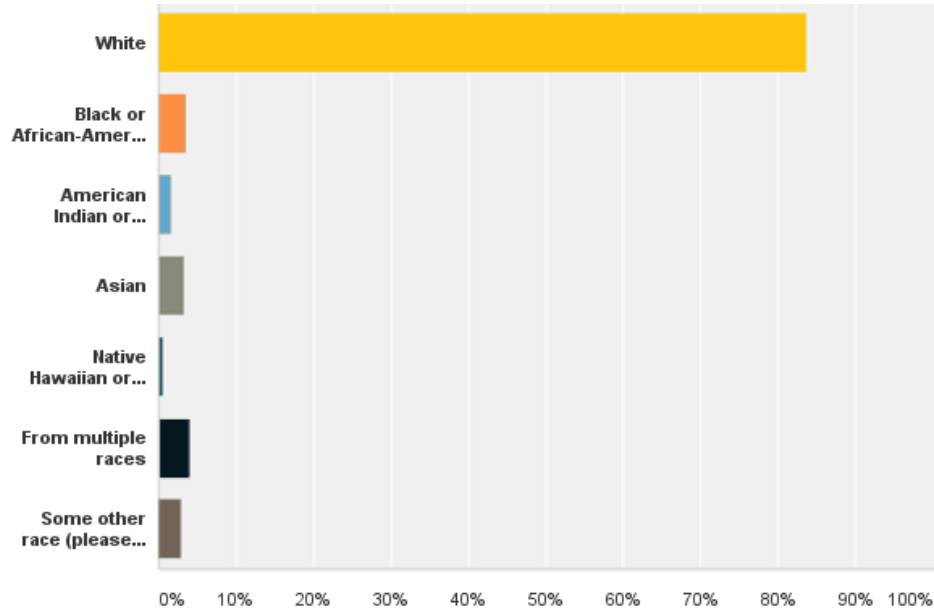
Q11: Which of the following categories best describes your employment status?

Answered: 444 Skipped: 106

Answer Choices	Responses	
Employed, working full-time	66.22%	294
Employed, working part-time	11.71%	52
Not employed, looking for work	4.73%	21
Not employed, NOT looking for work	4.05%	18
Retired	10.14%	45
Disabled, not able to work	3.15%	14
Total		444

Q12: Are you White, Black or African-American, American Indian or Alaskan Native, Asian, Native Hawaiian or other Pacific islander, or some other race?

Answered: 444 Skipped: 106



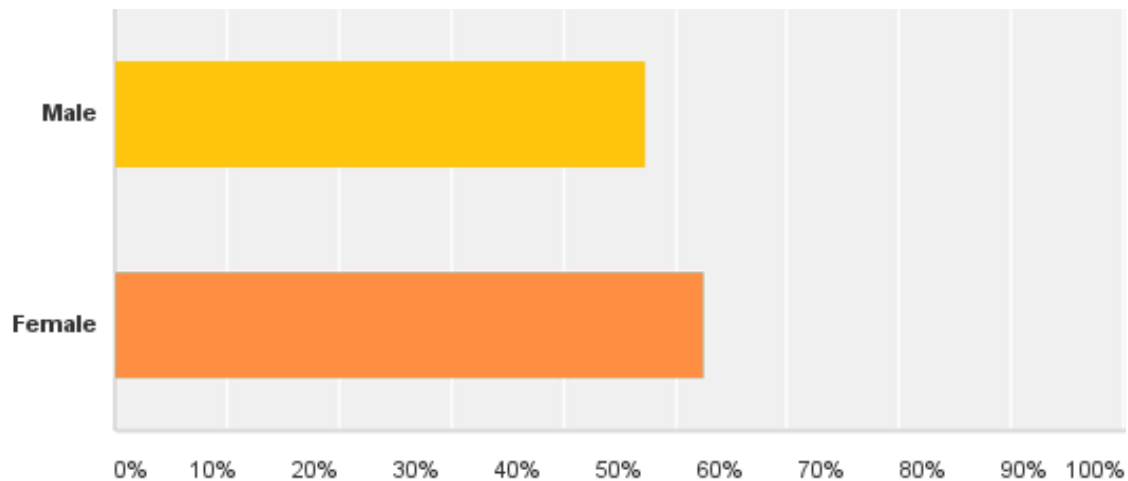
Q12: Are you White, Black or African-American, American Indian or Alaskan Native, Asian, Native Hawaiian or other Pacific islander, or some other race?

Answered: 444 Skipped: 106

Answer Choices	Responses	
White	83.78%	372
Black or African-American	3.60%	16
American Indian or Alaskan Native	1.58%	7
Asian	3.38%	15
Native Hawaiian or other Pacific Islander	0.68%	3
From multiple races	4.05%	18
Some other race (please specify)	2.93%	13
Total		444

Q14: Gender

Answered: 529 Skipped: 21





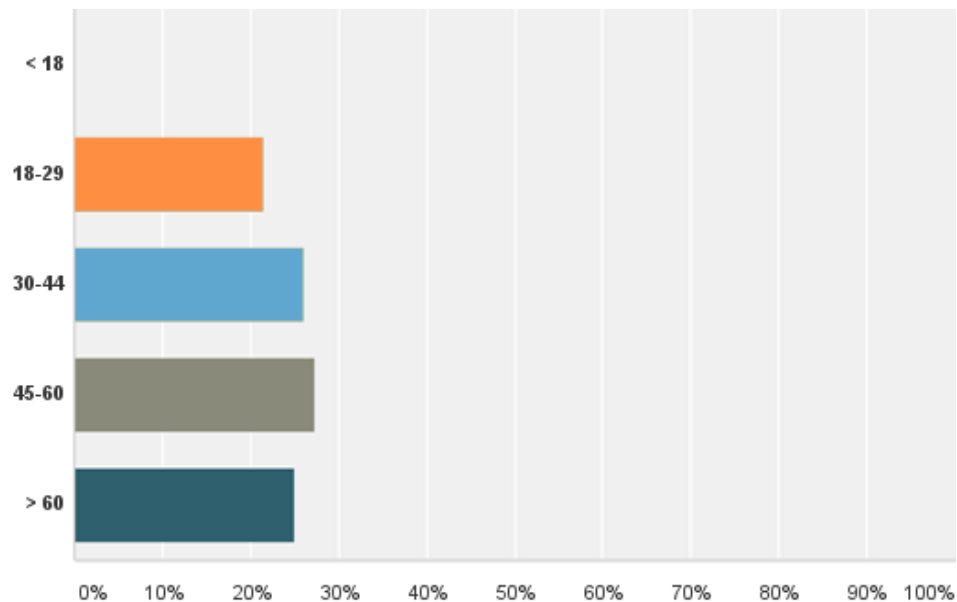
Q14: Gender

Answered: 529 Skipped: 21

Answer Choices	Responses
Male	47.45% 251
Female	52.55% 278
Total	529

Q15: Age

Answered: 529 Skipped: 21





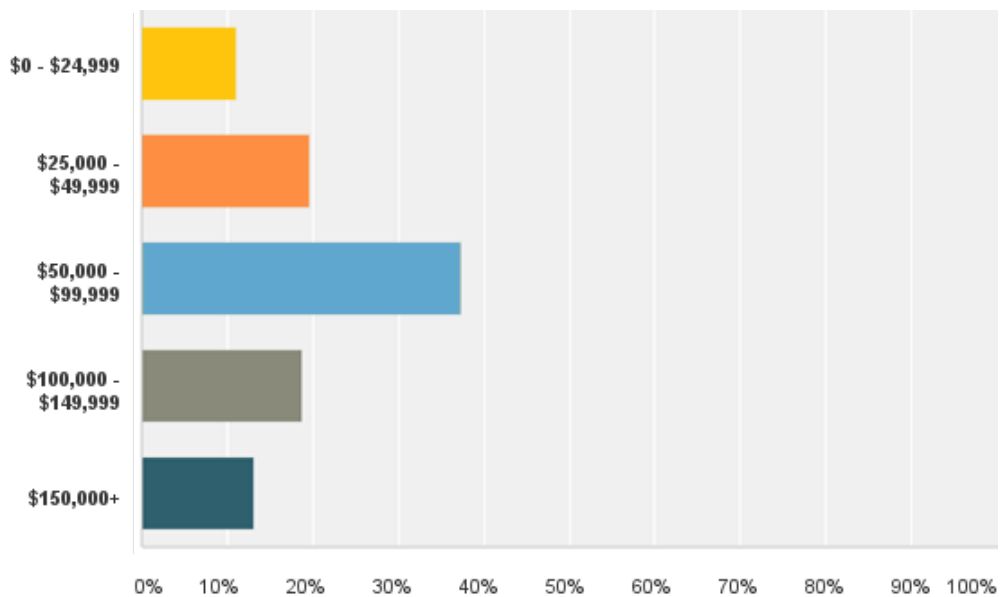
Q15: Age

Answered: 529 Skipped: 21

Answer Choices	Responses	
< 18	0.00%	0
18-29	21.55%	114
30-44	26.09%	138
45-60	27.41%	145
> 60	24.95%	132
Total		529

Q16: Household Income

Answered: 440 Skipped: 110



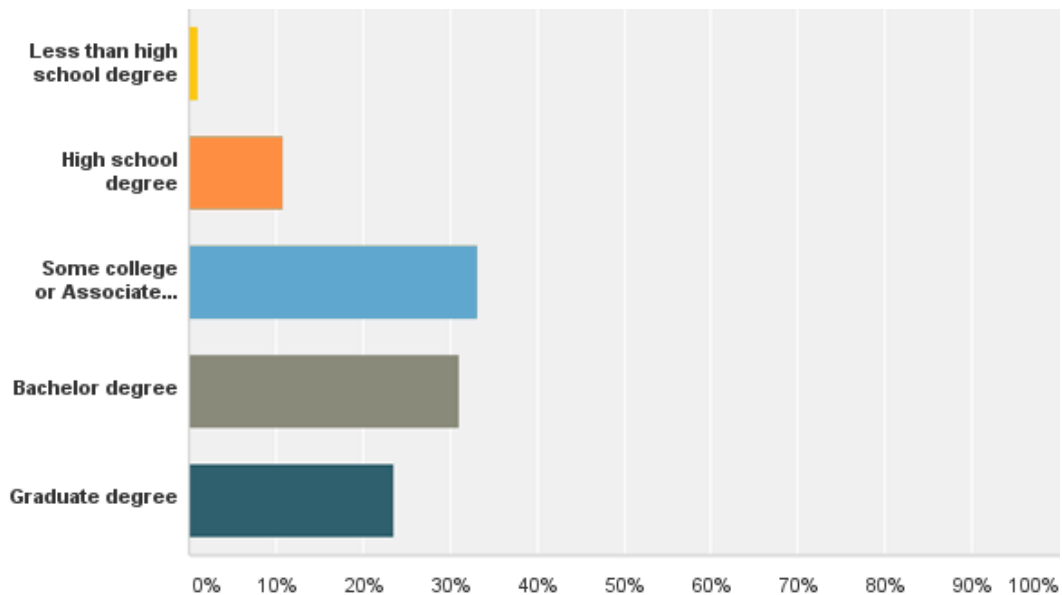
Q16: Household Income

Answered: 440 Skipped: 110

Answer Choices	Responses
\$0 - \$24,999	11.14% 49
\$25,000 - \$49,999	19.55% 86
\$50,000 - \$99,999	37.27% 164
\$100,000 - \$149,999	18.86% 83
\$150,000+	13.18% 58
Total	440

Q17: Education

Answered: 526 Skipped: 24





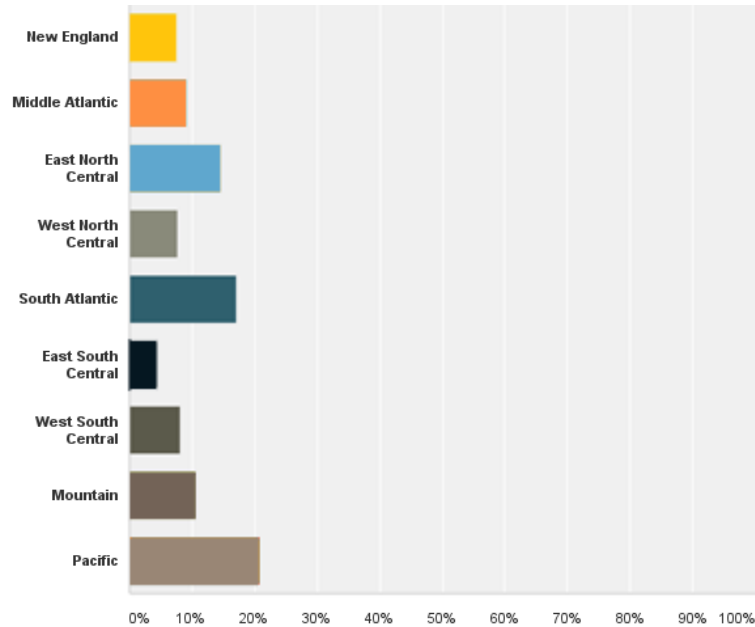
Q17: Education

Answered: 526 Skipped: 24

Answer Choices	Responses
Less than high school degree	1.14% 6
High school degree	10.84% 57
Some college or Associate degree	33.27% 175
Bachelor degree	31.18% 164
Graduate degree	23.57% 124
Total	526

Q18: Location (Census Region)

Answered: 528 Skipped: 22





Q18: Location (Census Region)

Answered: 528 Skipped: 22

Answer Choices	Responses	
New England	7.58%	40
Middle Atlantic	9.09%	48
East North Central	14.58%	77
West North Central	7.77%	41
South Atlantic	17.05%	90
East South Central	4.36%	23
West South Central	8.14%	43
Mountain	10.61%	56
Pacific	20.83%	110
Total		528